

Cisco Catalyst 9117 Series Access Points

Contents

Secure infrastructure	5
Cisco DNA Software support	5
Product specifications	5
Licensing	14
Warranty information	14
Cisco environmental sustainability	14
Cisco Services	14
Cisco Capital	15
Smart Account	15
Document history	16

The Cisco Catalyst 9117 Series Access Points are the next generation of enterprise access points. They are resilient, secure, and intelligent.



Hyperconnectivity with steady performance in demanding environments. Exponential growth of Internet of Things (IoT) devices and next-generation applications. Advanced persistent security threats. All of these require a wireless network that provides resiliency and superior connectivity, integrated security with advanced classification and containment, and hardware and software innovations to automate, secure, and simplify networks. Updating your wireless infrastructure to one that will meet these needs is paramount for today’s digital business. The new generation of Cisco Catalyst 9100 Access Points, with high-performance Wi-Fi 6 (802.11ax) capabilities and innovations in RF performance, security, and analytics, enables end-to-end digitization and helps accelerate the rollout of business services by delivering beyond Wi-Fi.

With the Catalyst 9117 Series, you can secure remote workers or the micro-office. Any Cisco Aironet or Catalyst access point can function as an Office Extend Access Point (OEAP). With an OEAP, an employee at home or in a temporary micro-office will have access to the corporate SSID and the corporate network without the need to set up a VPN or have any advanced technical know-how.

Extending Cisco’s intent-based network and perfect for networks of all sizes, the Catalyst 9117 Series scales to meet the growing demands of IoT while fully supporting the latest innovations and new technologies. The Catalyst 9117 Series is also a leader in performance, security, and analytics.

The Catalyst 9117 Series Access Points, paired with the Cisco Digital Network Architecture (Cisco DNA), are enterprise-class products that will address both your current and future needs. They are the first step in updating your network to take better advantage of all of the features and benefits that Wi-Fi 6 provides.

Table 1. Features and benefits

Feature	Benefits
802.11ax (Wi-Fi 6)	The IEEE 802.11ax emerging standard, also known as High-Efficiency Wireless (HEW) or Wi-Fi 6, builds on 802.11ac. It will deliver a better experience in typical environments and more predictable performance for advanced applications such as 4K or 8K video, high-density, high-definition collaboration apps, all-wireless offices, and IoT. 802.11ax is designed to use both the 2.4-GHz and 5-GHz bands, unlike the 802.11ac standard.
802.11ac Wave 2 support	Provides a connection rate of up to 3.5 Gbps—significantly higher than rates offered by today’s high-end 802.11ac access points.
OFDMA	OFDMA-based scheduling splits the bandwidth into smaller chunks called Resource Units (RUs), which can be allocated to individual clients only in the downlink direction to reduce overhead and latency.

Feature	Benefits
MU-MIMO technology	Supporting eight spatial streams, MU-MIMO enables access points to split spatial streams between client devices, to maximize throughput.
Target wake time	A new power savings mode called Target Wake Time (TWT) allows the client to stay asleep and to wake up only at prescheduled (target) times to exchange data with the AP. This offers significant energy savings for battery-operated devices, up to 3x to 4x compared to 802.11n and 802.11ac.
Embedded Catalyst Wireless Controller	The 9117 Series Wi-Fi 6 access points are available with a built-in controller. The Cisco Embedded Wireless Controller on Catalyst 9100 Access Points provides an easy-to-deploy and manage option that does not require a physical appliance. The control resides on the access point, so there is no added footprint or complexity. And, because it uses Cisco Catalyst 9800 Series Wireless Controller code, it's easy to migrate your network as your needs grow. For more details refer EWC .
User Defined Network	A feature available in Cisco DNA Center, allows IT to give end users control of their very own wireless network partition on a shared network. End users can then remotely and securely deploy their devices on this network. Perfect for university dormitories or extended hospital stays, Cisco User Defined Network grants both device security and control, allowing each user to choose who can connect to their network. (Available second half of calendar year 2020.) For more details refer to UDN .
Application Hosting on Catalyst 9100 Access	Application Hosting on Catalyst 9100 Access Points helps future-proof and simplify IoT deployments by eliminating the need to install and manage overlay networks. Utilizing the USB interface, containerized applications and hardware modules can be deployed to reduce cost and complexity. Adding Cisco DNA Center provides workflows and deployment-wide application lifecycle management.
Multigigabit Ethernet support	Provides uplink speeds of 5 Gbps, in addition to 100 Mbps and 1 Gbps. All speeds are supported on Category 5e cabling for an industry first, as well as 10GBASE-T (IEEE 802.3bz) cabling.
Bluetooth 5.0	Integrated Bluetooth Low Energy (BLE) 5.0 radio to enable IoT use cases such as location tracking and wayfinding.
Apple features	<p>Apple and Cisco have partnered to create an optimal mobile experience for iOS devices on corporate networks based on Cisco technologies. Using new features in iOS 10, in combination with the latest software and hardware from Cisco, businesses can now more effectively use their network infrastructure to deliver an enhanced user experience across all business applications.</p> <p>At the center of the collaboration is a unique handshake between the Cisco WLAN and Apple devices. This handshake enables the Cisco WLAN to provide an optimal Wi-Fi roaming experience to Apple devices. Additionally, the Cisco WLAN trusts Apple devices and gives priority treatment for business-critical applications specified by the Apple device. This feature is also known as Fast Lane.</p>

For more details about Wi-Fi 6, see [Cisco's technical white paper](#) on Wi-Fi 6.

For more details about C9117 feature support, see [Cisco's Feature Matrix](#).

Secure infrastructure

Trustworthy systems built with Cisco Trust Anchor Technologies provide a highly secure foundation for Cisco products. With the Cisco Catalyst 9100 Access Points, these technologies enable assurance of hardware and software authenticity for supply chain trust and strong defense against man-in-the-middle attacks that compromise software and firmware. Trust Anchor capabilities include:

- **Image signing**
- **Secure Boot:**
- **Cisco Trust Anchor module**

Cisco DNA Software support

Pairing the Catalyst 9117 Series Access Points with Cisco DNA Software allows for a total network transformation. Cisco DNA Software allows you to truly understand your network with real-time analytics, quickly detect and contain security threats, and easily provide networkwide consistency through automation and virtualization. The Catalyst 9117 Series Access Points support SD-Access, Cisco's leading enterprise architecture.

Working together, the Catalyst 9117 Series and Cisco DNA Software offer such features as:

- Cisco Spaces
- Cisco Identity Services Engine
- Cisco DNA Analytics and Assurance

The result? Your network stays relevant, becomes digital ready, and is the lifeblood of your organization.

Note: For information about Cisco DNA Software, refer to the [Cisco DNA Software for Wireless](#).

Product specifications

Table 2. Specifications

Item	Specification
Part numbers	<p>Cisco Catalyst 9117AXI Access Point: Indoor environments, with internal antennas</p> <ul style="list-style-type: none">• C9117AXI-x: Cisco Catalyst 9117 <p>Cisco Catalyst 9117AXI Access Point: Indoor environments, with internal antennas, with embedded wireless controller</p> <ul style="list-style-type: none">• C9117AXI-EWC-x: Cisco Catalyst 9117 <p>Regulatory domains: (x = regulatory domain)</p> <p>Customers are responsible for verifying approval for use in their individual countries. To verify approval and to identify the regulatory domain that corresponds to a particular country, visit https://www.cisco.com/go/aironet/compliance.</p> <p>Not all regulatory domains have been approved. As they are approved, the part numbers will be available on the Global Price List.</p> <p>Cisco Wireless LAN Services</p> <ul style="list-style-type: none">• AS-WLAN-CNSLT: Cisco Wireless LAN Network Planning and Design Service

Item	Specification
	<ul style="list-style-type: none"> AS-WLAN-CNSLT: Cisco Wireless LAN 802.11n Migration Service AS-WLAN-CNSLT: Cisco Wireless LAN Performance and Security Assessment Service
Software	<ul style="list-style-type: none"> Cisco Unified Wireless Network Software Release 8.9 or later Cisco IOS XE Software Release 16.11 or later
Supported wireless LAN controllers	<ul style="list-style-type: none"> Cisco Catalyst 9800 Series Wireless Controllers Cisco 3500, 5520, and 8540 Series Wireless Controllers, and Cisco Virtual Wireless Controller
802.11n version 2.0 (and related) capabilities	<ul style="list-style-type: none"> 8x8 MIMO with four spatial streams for 5-GHz band 4x4 MIMO with four spatial streams for 2.4-GHz band Maximal Ratio Combining (MRC) 20- and 40-MHz channels PHY data rates up to 600 Mbps (40 MHz with 5 GHz) Packet aggregation: A-MPDU (transmit and receive), A-MSDU (transmit and receive) Cyclic Shift Diversity (CSD) support
802.11ac	<ul style="list-style-type: none"> 8x8 downlink MU-MIMO with eight spatial streams MRC 802.11ac beamforming 20-, 40-, 80, and 160-MHz channels PHY data rates up to 3.5 Gbps at 5 GHz Packet aggregation: A-MPDU (transmit and receive), A-MSDU (transmit and receive) CSD support 160 MHz support only on 4-spatial stream
802.11ax	<ul style="list-style-type: none"> 8x8 MIMO with eight spatial streams for 5-GHz band 4x4 MIMO with four spatial streams for 2.4-GHz band Downlink OFDMA TWT MRC 802.11ax beamforming 20-, 40-, 80, and 160-MHz channels PHY data rates up to 5 Gbps at 5 GHz Packet aggregation: A-MPDU (transmit and receive), A-MSDU (transmit and receive) CSD support
Integrated antenna	<ul style="list-style-type: none"> 2.4 GHz, peak gain 4 dBi, internal antenna, omnidirectional in azimuth 5 GHz, peak gain 6 dBi, internal antenna, omnidirectional in azimuth
Interfaces	<ul style="list-style-type: none"> 1x 100, 1000, 2500, 5000 Multigigabit Ethernet (RJ-45) - IEEE 802.3bz Management console port (RJ-45) USB 2.0 with up to 4.5W (enabled via future software)
Indicators	<ul style="list-style-type: none"> Status LED indicates boot loader status, association status, operating status, boot loader warnings, and boot loader errors
Dimensions (W x L x H)	<ul style="list-style-type: none"> Access point (without mounting bracket and mounting features): 8.70 x 8.70 x 1.94 in. (22 x 22 x 4.93 cm) Access point (without mounting bracket): 8.70 x 8.70 x 2.19 in. (22 x 22 x 5.56 cm)
Weight	<ul style="list-style-type: none"> 3.02 lb (1.4 kg)

Item	Specification																																																															
Input power requirements	<ul style="list-style-type: none"> 802.3at Power over Ethernet Plus (PoE+), 802.3bt Cisco Universal PoE (Cisco UPOE+, Cisco UPOE) Cisco power injector, AIR-PWRINJ6= 802.3af PoE Cisco power injector, AIR-PWRINJ5= (Note: This injector supports only 802.3af) <p>Note: When 802.3af PoE is the source of power, both 2.4-GHz and 5-GHz radios will be reduced to 2x2 and Ethernet downgraded to 2.5 Gbps; in addition, the USB port will be off.</p>																																																															
Power draw	<table border="1"> <thead> <tr> <th colspan="7">802.3bt Cisco UPOE+ Cisco UPOE Full Feature</th> </tr> <tr> <th>Power source</th> <th>Power type</th> <th>2.4-GHz radio</th> <th>5-GHz radio</th> <th>Link speed</th> <th>USB</th> <th>LLDP</th> </tr> </thead> <tbody> <tr> <td>802.3bt Cisco UPOE+, Cisco UPOE</td> <td>PoE</td> <td>4x4</td> <td>8x8</td> <td>5 Gbps</td> <td>Y</td> <td>28.9W</td> </tr> </tbody> </table> <table border="1"> <thead> <tr> <th colspan="7">802.3at Full Feature*</th> </tr> <tr> <th>Power source</th> <th>Power type</th> <th>2.4-GHz radio</th> <th>5-GHz radio</th> <th>Link speed</th> <th>USB</th> <th>LLDP</th> </tr> </thead> <tbody> <tr> <td>802.3at</td> <td>PoE</td> <td>4x4</td> <td>8x8</td> <td>5 Gbps</td> <td>N</td> <td>25.4W</td> </tr> </tbody> </table> <table border="1"> <thead> <tr> <th colspan="7">802.3af Reduced Feature</th> </tr> <tr> <th>Power source</th> <th>Power type</th> <th>2.4-GHz radio</th> <th>5-GHz radio</th> <th>Link speed</th> <th>USB</th> <th>LLDP</th> </tr> </thead> <tbody> <tr> <td>802.3af</td> <td>PoE</td> <td>2x2</td> <td>2x2</td> <td>2.5 Gbps</td> <td>N</td> <td>13.5W</td> </tr> </tbody> </table> <p>* USB port can be enabled, but the 5-GHz radio will be reduced to 4x4.</p> <p>Note: Power required at the Power Source Equipment (PSE) will depend on the cable length and other environmental issues</p>	802.3bt Cisco UPOE+ Cisco UPOE Full Feature							Power source	Power type	2.4-GHz radio	5-GHz radio	Link speed	USB	LLDP	802.3bt Cisco UPOE+, Cisco UPOE	PoE	4x4	8x8	5 Gbps	Y	28.9W	802.3at Full Feature*							Power source	Power type	2.4-GHz radio	5-GHz radio	Link speed	USB	LLDP	802.3at	PoE	4x4	8x8	5 Gbps	N	25.4W	802.3af Reduced Feature							Power source	Power type	2.4-GHz radio	5-GHz radio	Link speed	USB	LLDP	802.3af	PoE	2x2	2x2	2.5 Gbps	N	13.5W
802.3bt Cisco UPOE+ Cisco UPOE Full Feature																																																																
Power source	Power type	2.4-GHz radio	5-GHz radio	Link speed	USB	LLDP																																																										
802.3bt Cisco UPOE+, Cisco UPOE	PoE	4x4	8x8	5 Gbps	Y	28.9W																																																										
802.3at Full Feature*																																																																
Power source	Power type	2.4-GHz radio	5-GHz radio	Link speed	USB	LLDP																																																										
802.3at	PoE	4x4	8x8	5 Gbps	N	25.4W																																																										
802.3af Reduced Feature																																																																
Power source	Power type	2.4-GHz radio	5-GHz radio	Link speed	USB	LLDP																																																										
802.3af	PoE	2x2	2x2	2.5 Gbps	N	13.5W																																																										
Environmental	<ul style="list-style-type: none"> Nonoperating (storage) temperature: -22° to 158°F (-30° to 70°C) Nonoperating (storage) altitude test: 25°C, 15,000 ft. Operating temperature: 32° to 122°F (0° to 50°C) Operating humidity: 10% to 90% (noncondensing) Operating altitude test: 40°C, 9843 ft. 																																																															
System memory	<ul style="list-style-type: none"> 2048 MB DRAM 1024 MB flash 																																																															
Warranty	Limited lifetime hardware warranty																																																															
Available transmit power settings	<table border="0"> <tr> <td style="vertical-align: top;"> 2.4 GHz <ul style="list-style-type: none"> 23 dBm (200 mW) -6 dBm (0.25 mW) </td> <td style="vertical-align: top; padding-left: 20px;"> 5 GHz <ul style="list-style-type: none"> 26 dBm (400 mW) -4 dBm (0.4 mW) </td> </tr> </table>	2.4 GHz <ul style="list-style-type: none"> 23 dBm (200 mW) -6 dBm (0.25 mW) 	5 GHz <ul style="list-style-type: none"> 26 dBm (400 mW) -4 dBm (0.4 mW) 																																																													
2.4 GHz <ul style="list-style-type: none"> 23 dBm (200 mW) -6 dBm (0.25 mW) 	5 GHz <ul style="list-style-type: none"> 26 dBm (400 mW) -4 dBm (0.4 mW) 																																																															

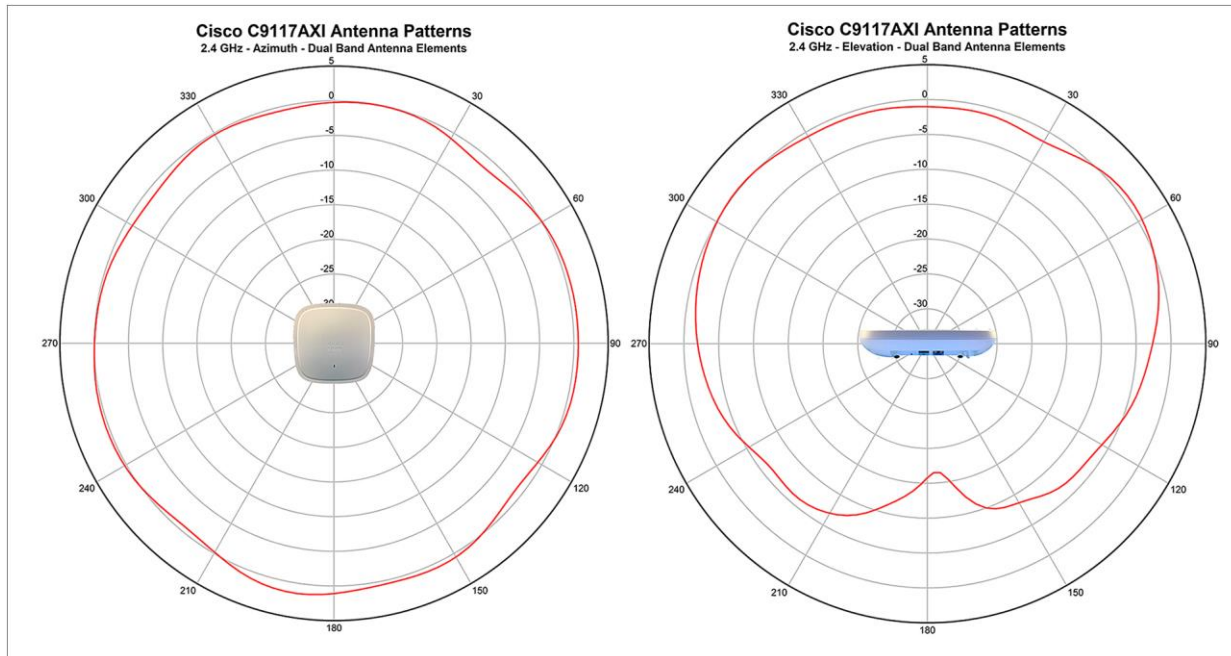
Item	Specification
Regulatory domains	<p>Note: Customers are responsible for verifying approval for use in their individual countries. To verify approval and to identify the regulatory domain that corresponds to a particular country, visit https://www.cisco.com/go/aironet/compliance.</p> <p>For information about Regulatory Domain support, refer to the Cisco Regulatory Domain White Paper</p>
Compliance standards	<ul style="list-style-type: none"> • Safety: <ul style="list-style-type: none"> ◦ IEC 60950-1 ◦ EN 60950-1 ◦ AS/NZS 60950.1 ◦ UL 60950-1 ◦ CAN/CSA-C22.2 No. 60950-1 ◦ UL 2043 ◦ Class III equipment • Emissions: <ul style="list-style-type: none"> ◦ CISPR 32 (rev. 2015) ◦ EN 55032 (rev. 2012/AC:2013) ◦ EN 55032 (rev. 2015) ◦ EN61000-3-2 (rev. 2014) ◦ EN61000-3-3 (rev. 2013) ◦ KN61000-3-2 ◦ KN61000-3-3 ◦ AS/NZS CISPR 32 Class B (rev. 2015) ◦ 47 CFR FCC Part 15B ◦ ICES-003 (rev. 2016 Issue 6, Class B) ◦ VCCI (V3) ◦ CNS (rev. 13438) ◦ KN-32 ◦ TCVN 7189 (rev. 2009) • Immunity: <ul style="list-style-type: none"> ◦ CISPR 24 (rev. 2010) ◦ EN 55024/EN 55035 (rev. 2010) • Emissions and immunity: <ul style="list-style-type: none"> ◦ EN 301 489-1 (v2.1.1 2017-02) ◦ EN 301 489-17 (v3.1.1 2017-02) ◦ QCVN (18:2014) ◦ KN 489-1 ◦ KN 489-17 • Radio: <ul style="list-style-type: none"> ◦ EN 300 328 (v2.1.1) <ul style="list-style-type: none"> ◦ EN 301 893 (v2.1.1) ◦ AS/NZS 4268 (rev. 2017) ◦ 47 CFR FCC Part 15C, 15.247, 15.407 ◦ RSP-100 ◦ RSS-GEN ◦ RSS-247 ◦ China regulations SRRC ◦ LP0002 (rev 2018.1.10) ◦ Japan Std. 33a, Std. 66, and Std. 71 ◦ EMI and susceptibility (Class B) <ul style="list-style-type: none"> • RF safety: <ul style="list-style-type: none"> ◦ EN 50385 (rev. Aug 2002) ◦ ARPANSA ◦ AS/NZS 2772 (rev. 2016) ◦ EN 62209-1 (rev. 2016) ◦ EN 62209-2 (rev. 2010) ◦ 47 CFR Part 1.1310 and 2.1091 ◦ RSS-102 • IEEE standards: <ul style="list-style-type: none"> ◦ IEEE 802.3 ◦ IEEE 802.3ab ◦ IEEE 802.3af/at/bt ◦ IEEE 802.11 a/b/g/n/ac/ax ◦ IEEE 802.11h, 802.11d • Security: <ul style="list-style-type: none"> ◦ 802.11i, Wi-Fi Protected Access 3 (WPA3), WPA2, WPA ◦ 802.1X ◦ Advanced Encryption Standard (AES) • Extensible Authentication Protocol (EAP) types: <ul style="list-style-type: none"> ◦ EAP-Transport Layer Security (TLS) ◦ EAP-Tunneled TLS (TTLS) or Microsoft Challenge Handshake Authentication Protocol Version 2 (MSCHAPv2) ◦ Protected EAP (PEAP) v0 or EAP-MSCHAPv2 ◦ EAP-Flexible Authentication via Secure Tunneling (EAP-FAST) ◦ PEAP v1 or EAP-Generic Token Card (GTC) ◦ EAP-Subscriber Identity Module (SIM)

Item		Specification			
Datarate/Transmit Power/ Receive sensitivity		For more detailed information about Datarate/TX Power/Receive sensitivity, Please refer Cisco RE Details			
Transmit power and receive sensitivity					
		5-GHz radio		2.4-GHz radio	
	Spatial streams	Total transmit power (dBm)	Receive sensitivity (dBm)	Total transmit power (dBm)	Receive sensitivity (dBm)
802.11/11b					
1 Mbps	1	-	-	23	-98
11 Mbps	1	-	-	23	-89
802.11a/g					
6 Mbps	1	23	-95	23	-94
24 Mbps	1	22	-88	22	-87
54 Mbps	1	21	-79	20	-78
802.11n HT20					
MCS0	1	23	-95	23	-94
MCS31	4	20	-74	20	-73
802.11n HT40					
MCS0	1	23	-93	-	-
MCS31	4	20	-72	-	-
802.11ac VHT20					
MCS0	1	23	-95	-	-
MCS8	1	20	-75	-	-
MCS9	1	NA	NA	-	-
MCS0	2	23	-95	-	-
MCS8	2	20	-74	-	-
MCS9	2	NA	NA	-	-
MCS0	3	23	-95	-	-
MCS9	3	19	-72	-	-

Item		Specification			
MCS0	4	23	-94	-	-
MCS9	4	19	-71	-	-
802.11ac VHT40					
MCS0	1	23	-94	-	-
MCS9	1	19	-71	-	-
MCS0	2	23	-93	-	-
MCS9	2	19	-70	-	-
MCS0	3	23	-92	-	-
MCS9	3	19	-69	-	-
MCS0	4	23	-91	-	-
MCS9	4	19	-68	-	-
802.11ac VHT80					
MCS0	1	23	-91	-	-
MCS9	1	19	-67	-	-
MCS0	2	23	-90	-	-
MCS9	2	19	-66	-	-
MCS0	3	23	-89	-	-
MCS9	3	19	-65	-	-
MCS0	4	23	-88	-	-
MCS9	4	19	-64	-	-
802.11ac VHT160					
MCS0	1	23	-88	-	-
MCS9	1	18	-65	-	-
MCS0	2	23	-87	-	-
MCS9	2	18	-64	-	-
MCS0	3	23	-86	-	-
MCS9	3	18	-63	-	-

Item		Specification			
MCS0	4	23	-85	-	-
MCS9	4	18	-62	-	-
802.11ax HE20					
MCS0	1	23	-95	23	-94
MCS11	1	18	-68	16	-67
MCS0	2	23	-95	23	-94
MCS11	2	18	-67	16	-66
MCS0	3	23	-95	23	-94
MCS11	3	18	-66	16	-65
MCS0	4	23	-94	23	-93
MCS11	4	18	-65	16	-64
802.11ax HE40					
MCS0	1	23	-94		
MCS11	1	18	-65		
MCS0	2	23	-93		
MCS11	2	18	-64		
MCS0	3	23	-92		
MCS11	3	18	-63		
MCS0	4	23	-91		
MCS11	4	18	-62		
802.11ax HE80					
MCS0	1	23	-91	-	-
MCS11	1	17	-63	-	-
MCS0	2	23	-90	-	-
MCS11	2	17	-62	-	-
MCS0	3	23	-89	-	-
MCS11	3	17	-61	-	-

Item		Specification			
MCS0	4	23	-88	-	-
MCS11	4	17	-60	-	-
802.11ax HE160					
MCS0	1	23	-88	-	-
MCS11	1	16	-59	-	-
MCS0	2	23	-87	-	-
MCS11	2	16	-58	-	-
MCS0	3	23	-86	-	-
MCS11	3	16	-57	-	-
MCS0	4	23	-85	-	-
MCS11	4	16	-56	-	-



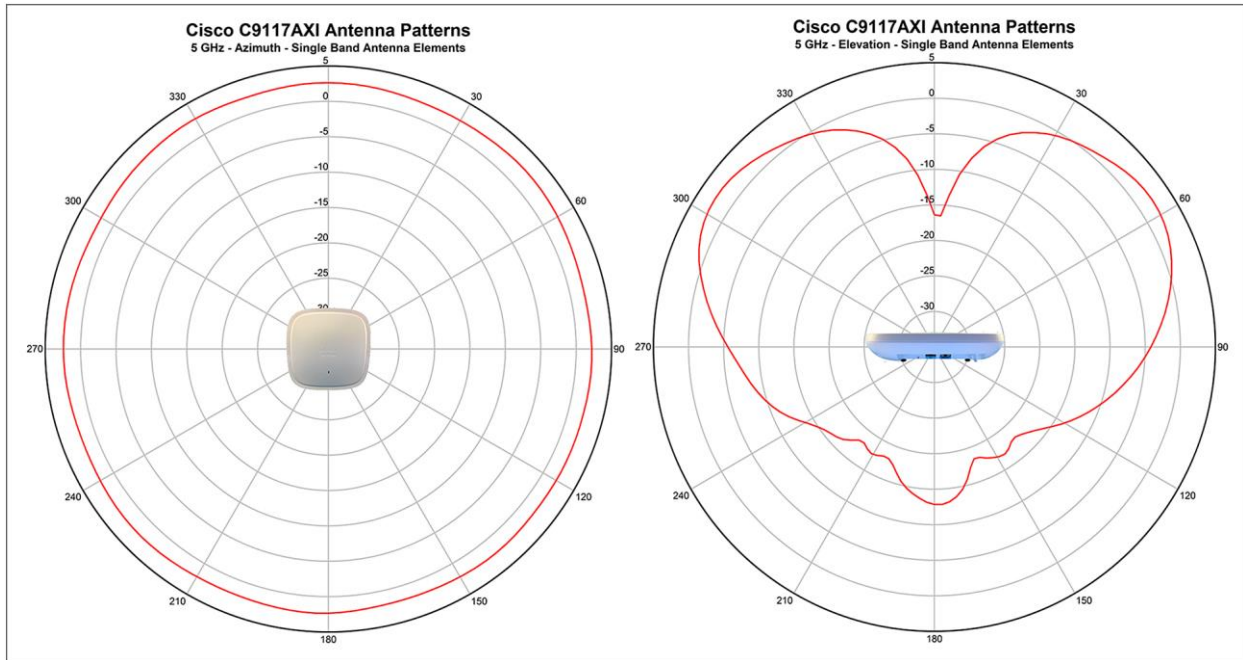
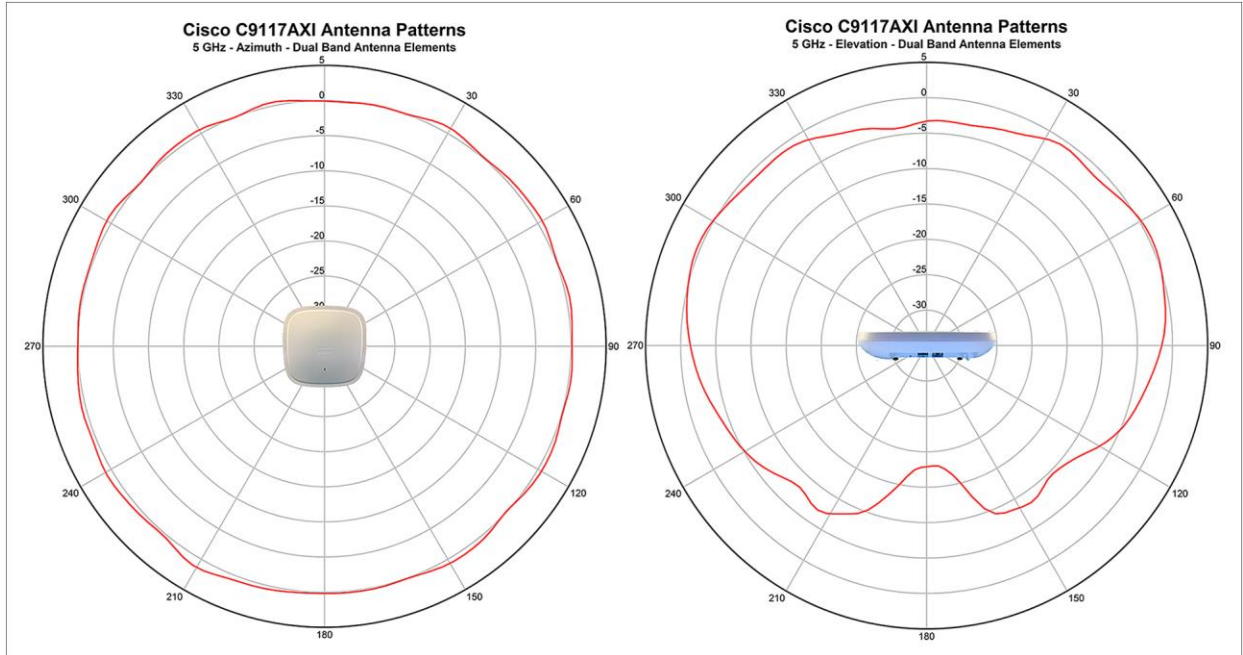


Figure 1.
Antenna radiation patterns for the 9117I

Note: For information about feature support, refer to the Cisco Catalyst 9100 Release Notes.

Licensing

For information about Licensing and packaging, refer to [Cisco DNA Software for Wireless](#)

Warranty information

The Cisco Catalyst 9117 Series Access Points come with a limited lifetime warranty that provides full warranty coverage of the hardware for as long as the original end user continues to own or use the product. The warranty includes 10-day advance hardware replacement and ensures that software media are defect-free for 90 days. For more details, visit <https://www.cisco.com/go/warranty>.

Cisco environmental sustainability

Information about Cisco’s environmental sustainability policies and initiatives for our products, solutions, operations, and extended operations or supply chain is provided in the “Environment Sustainability” section of Cisco’s [Corporate Social Responsibility](#) (CSR) Report. Reference links to information are below.

Table 3. Environmental sustainability

Sustainability topic	Reference
Information on product material content laws and regulations	Materials
Information on electronic waste laws and regulations, including products, batteries, and packaging	WEEE compliance

Cisco does not represent, warrant, or guarantee that it is complete, accurate, or up to date. This information is subject to change without notice.

Cisco Services

With Cisco Services, you can achieve infrastructure excellence faster with less risk. From an initial WLAN readiness assessment to implementation, full solution support, and in-depth training, our services for the Cisco Catalyst 9117 Series provide expert guidance to help you successfully plan, deploy, manage, and support your new access points. With unmatched networking expertise, best practices, and innovative tools, Cisco Services can help you reduce overall upgrade, refresh, and migration costs as you introduce new hardware, software, and protocols into the network. With a comprehensive lifecycle of services, Cisco experts will help you minimize disruption and improve operational efficiency to extract maximum value from your Cisco DNA-ready infrastructure.

Cisco Capital

Flexible Payment Solutions to Help You Achieve Your Objectives

Cisco Capital makes it easier to get the right technology to achieve your objectives, enable business transformation and help you stay competitive. We can help you reduce the total cost of ownership, conserve capital, and accelerate growth. In more than 100 countries, our flexible payment solutions can help you acquire hardware, software, services and complementary third-party equipment in easy, predictable payments. [Learn more.](#)

Smart Account

Creating Smart Accounts by using the Cisco Smart Software Manager (SSM) enables you to order devices and licensing packages and also manage your software licenses from a centralized website. For more information on Smart Accounts, refer to <https://www.cisco.com/go/smartaccounts>.

Document history

New or revised topic	Described in	Date
Cisco DNA Spaces name change	Updated product name to Cisco Spaces	November 17 th , 2022

Americas Headquarters
Cisco Systems, Inc.
San Jose, CA

Asia Pacific Headquarters
Cisco Systems (USA) Pte. Ltd.
Singapore

Europe Headquarters
Cisco Systems International BV Amsterdam,
The Netherlands

Cisco has more than 200 offices worldwide. Addresses, phone numbers, and fax numbers are listed on the Cisco Website at <https://www.cisco.com/go/offices>.

Cisco and the Cisco logo are trademarks or registered trademarks of Cisco and/or its affiliates in the U.S. and other countries. To view a list of Cisco trademarks, go to this URL: <https://www.cisco.com/go/trademarks>. Third-party trademarks mentioned are the property of their respective owners. The use of the word partner does not imply a partnership relationship between Cisco and any other company. (1110R)