


# FortiSwitch™ Secure Campus



## Highlights

- Standalone or Integrated FortiLink deployment option
- On premise and cloud-based management options
- Zero-touch deployment
- Entry level network access control at no cost
- Role and device-based access control and policy enforcement
- Dynamic segmentation and Micro Segmentation
- Secure access service edge (SASE) support
- Up to 48 access ports in a compact 1 RU form factor
- Stacking up to 300 switches per FortiGate
- Wire-speed switching with up to 40GE uplinks

## Security, Performance, and Manageability

The FortiSwitch™ campus family offers an unparalleled combination of security, performance, and manageability, making it the ideal choice for the enterprise campus that prioritize safeguarding against threats.

As campus network design continues to adapt to emerging technologies and evolving business requirements, the FortiSwitch enterprise campus switching architecture empowers network administrators with enhanced visibility, control, and manageability. The platform's scalability, agility, and ease of management contribute to a highly secure environment, providing a robust foundation for any sized campus.

Available in



Appliance

## Secure Networking through FortiLink

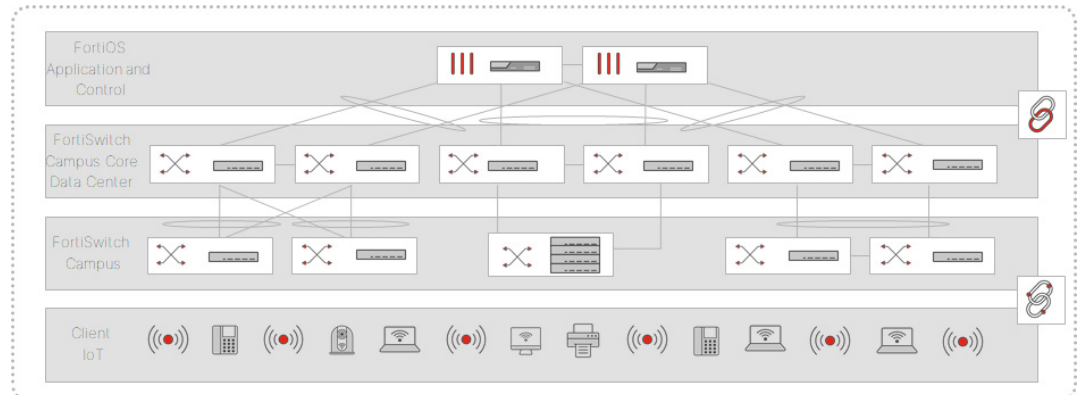
FortiLink is an innovative proprietary management protocol that enables seamless integration and management between a FortiGate Next-Generation Firewall and the FortiSwitch Ethernet switching platform. By using FortiLink, the FortiSwitch becomes a logical extension of the FortiGate, allowing for centralized management of both network security and access layer functions through a single interface.

## Native Entry-Level Network Access Control at No Cost

FortiLink integration enables basic Network Access Control (NAC) functionality to profile and securely onboard devices as they connect. FortiLink NAC offers visibility, automated segmentation, and microsegmentation of IoT devices, quarantine if compromised, and virtual patching to help protect against threats.

### Dynamic Segmentation and Policy Enforcement

Implementing dynamic port-level security in a large campus Ethernet switching environment traditionally requires hands-on effort and ongoing maintenance. FortiSwitch campus switching architecture automates dynamic segmentation through FortiLink, empowering IT administrators to control traffic within segments, limiting the scope of threats. The automation of segmentation makes making policy enforcement easier and more efficient, while NGFW-level policies ensure granular control and zero-trust access for users and devices.



### Role and Device-based Access Control and Policy Enforcement

Whether leveraging Fortinet Identity Access Management (IAM) or third-party identity providers, FortiLink automation can leverage identity to make granular role-based policy decisions.

### Secure Access Service Edge (SASE)

This FortiSwitch enterprise architecture offers a built-in foundation for zero-trust network access (ZTNA) and secure access service edge (SASE), allowing you the flexibility to easily deploy the type and level of security you need at the edge of your network.

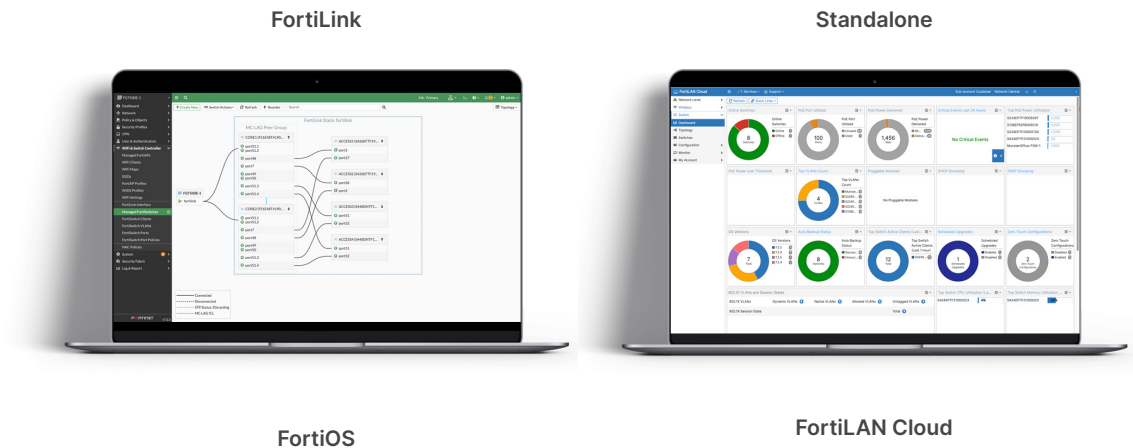


## Operational Simplicity

Deploying, managing, and optimizing an Ethernet switching infrastructure has traditionally been challenging and time-consuming.

FortiSwitch switching architecture can be securely deployed and managed in minutes through zero-touch deployment. Whether FortiSwitch is deployed in standalone mode or FortiLink mode, automation and orchestration offer intuitive workflows and unified views to provision, manage, and optimize your campus. This is available through both FortiCloud and on-premises management.

Centralized management delivers a unified, single view of both the LAN and security. This provides a consistent user experience for optimal operational efficiency, simplifying management, optimization, and troubleshooting. The result is a shorter mean time to repair both network and security issues.



## Scalable Flexible Campus

FortiSwitch campus architecture scales to meet the need of today's next-generation campus without sacrificing security. Supporting up to 48 ports in a compact 1 RU form factor, FortiSwitch can deliver the performance and scale you require.

### Eliminate Bottlenecks

Dedicated uplinks capable of speeds up to 25GE through SFP+ and SFP28 slots can support your choice of media utilizing through a wide variety of transceivers.

### Next Generation Power over Ethernet Support

With PoE+ support in all models and next-generation 90W 802.3bt PoE support in specific models, FortiSwitch delivers and manages power where needed for devices such as cameras, sensors, and wireless access points



## Product Offerings

### Model Numbers

400 Series: FS-424E-FIBER, FS-M426E-FPOE, FS-424E, FS-424E-POE, FS-424E-FPOE, FS-448E, FS-448E-POE, FS-448E-FPOE

500 Series: FS-524-D, FS-524D-FPOE, FS-548D, FS-548D-FPOE

600 Series: FS-624F, FS-624F-FPOE, FS-648F, FS-648F-FPOE

## Features

Refer to the FortiSwitch Feature Matrix for details about the features supported by each FortiSwitch model.

| FORTISWITCH FORTILINK MODE (WITH FORTIGATE)                                     | FORTISWITCH FORTILINK MODE (WITH FORTIGATE)                |
|---|--|
| <b>Management and Configuration</b>   | <b>Security and Visibility</b>                             |
| Auto Discovery of Multiple Switches   | 802.1X Authentication (Port-based, MAC-based, MAB)         |
| 8 to 300 Managed Switches depending on FortiGate model                          | Syslog Collection  |
| FortiLink Stacking (Auto Inter-Switch Links)                                    | DHCP Snooping  |
| FortiLink Secure Fabric   | Device Detection   |
| Software Upgrade of Switches  | MAC Black/While Listing (FortiGate)                        |
| Centralized VLAN Configuration  | Policy Control of Users and Devices (FortiGate)            |
| Switch POE Control  | Block Intra-VLAN Traffic                                   |
| Link Aggregation Configuration  | Network Device Detection                                   |
| Spanning Tree   | Host Quarantine on Switch Port                             |
| LLDP/MED  | Integrated FortiGate Network Access Control (NAC) function |
| IGMP Snooping   | FortiGuard IoT identification                              |
| L3 Routing and Services (FortiGate)   | FortiSwitch recommendations in Security Rating             |
| Policy-Based Routing (FortiGate)  | Switch Controller traffic collector                        |
| Virtual Domain (FortiGate)  | Port Statistics  |
| Automated detection and recommendations   | Clients Monitoring   |
| Dynamic Port Profiles for FortiSwitch ports                                     | <b>UTM Features</b>  |
| Provision firmware upon authorization   | Firewall (FortiGate)                                       |
| Health Monitoring   | IPC, AV, Application Control, Botnet (FortiGate)           |
| <b>High Availability</b>  |  |
| Support FortiLink FortiGate in HA Cluster                                       |  |
| LAG support for FortiLink Connection  |  |
| Active-Active Split LAG from FortiGate to FortiSwitches for Advanced Redundancy |  |



## Features

Refer to the FortiSwitch Feature Matrix for details about the features supported by each FortiSwitch model.

| FORTISWITCH  |
|--|
| <b>Layer 2</b>   |
| Jumbo Frames   |
| Auto-negotiation for Port Speed and Duplex   |
| MDI/MDIX Auto-crossover  |
| IEEE 802.1D MAC Bridging/STP   |
| IEEE 802.1w Rapid Spanning Tree Protocol (RSTP)  |
| IEEE 802.1s Multiple Spanning Tree Protocol (MSTP)   |
| STP Root Guard   |
| STP BPDU Guard   |
| Edge Port / Port Fast  |
| IEEE 802.1Q VLAN Tagging   |
| Private VLAN   |
| IEEE 802.3ad Link Aggregation with LACP  |
| Unicast/Multicast traffic balance over trunking port (dst-ip, dst-mac, src-dst-ip, src-dst-mac, src-ip, src-mac) |
| IEEE 802.1AX Link Aggregation  |
| Spanning Tree Instances (MSTP/CST)   |
| IEEE 802.3x Flow Control and Back-pressure   |
| IEEE 802.3 10Base-T  |
| IEEE 802.3u 100Base-TX   |
| IEEE 802.3z 1000Base-SX/LX   |
| IEEE 802.3ab 1000Base-T  |
| IEEE 802.3ae 10 Gigabit Ethernet   |
| IEEE 802.3az Energy Efficient Ethernet   |
| IEEE 802.3bz Multi Gigabit Ethernet  |
| IEEE 802.3 CSMA/CD Access Method and Physical Layer Specifications   |
| Storm Control  |
| MAC, IP, Ethertype-based VLANs   |
| Virtual-Wire   |
| Split Port (QSFP+ breakout to 4x10G SFP+ or 4x1G SFP)  |
| Time-Domain Reflectometry (TDR) Support  |
| LAG min/max bundle   |
| Rapid PVST interoperation  |
| Ingress Pause Metering   |
| Loop Guard   |
| Per-port storm control   |
| Priority-based Flow Control (802.1Qbb)   |
| IEEE 802.1ad QinQ  |
| VLAN Mapping   |
| IEEE 802.3ba, 802.3bj, and 802.3bm 40 and 100 Gigabit Ethernet   |
| Auto topology  |
| Dynamically shared packet buffers  |
| <b>Services</b>  |
| IGMP proxy / querier   |
| MLD Snooping   |
| MLD proxy / querier  |
| IGMP Snooping  |

| FORTISWITCH   |
|---|
| <b>Layer 3</b>  |
| Static Routing (Hardware-based)                             |
| Dynamic Routing Protocols: OSPFv2, RIPv2, VRRP, BGP, ISIS * |
| Multicast Protocols: PIM-SSM *                              |
| ECMP  |
| Bidirectional Forwarding Detection (BFD)                    |
| DHCP Relay  |
| IP conflict detection and notification                      |
| DHCP server   |
| Unicast Reverse Path Forwarding - uRPF                      |
| IPv6 route filtering  |
| Filtering routemaps based on routing protocol               |
| <b>Security and Visibility</b>                              |
| Port Mirroring  |
| Admin Authentication Via RFC 2865 RADIUS                    |
| IEEE 802.1X Authentication Port-based                       |
| IEEE 802.1X Authentication MAC-based                        |
| IEEE 802.1X Guest and Fallback VLAN                         |
| IEEE 802.1X MAC Access Bypass (MAB)                         |
| IEEE 802.1X Dynamic VLAN Assignment                         |
| Radius CoA (Change of Authority)                            |
| Radius Accounting   |
| MAC-IP Binding  |
| sFlow   |
| ACL   |
| IEEE 802.1ab Link Layer Discovery Protocol (LLDP)           |
| IEEE 802.1ab LLDP-MED                                       |
| IEEE 802.1ae MAC Security (MAC Sec)                         |
| DHCP-Snooping   |
| Dynamic ARP Inspection                                      |
| Sticky MAC and MAC Limit                                    |
| IEEE 802.1X open auth                                       |
| IEEE 802.1X EAP pass-through                                |
| Flow Export (NetFlow and IPFIX)                             |
| ACL Multistage  |
| ACL Multiple Ingress  |
| ACL Schedule  |
| IP source guard   |
| IPv6 RA Guard   |
| LLDP-MED ELIN support                                       |
| Per-port and per-VLAN MAC learning limit                    |
| Assign VLANs via Radius attributes (RFC 4675)               |
| Wake on LAN   |

\*Requires 'Advanced Features' License.



## Features

Refer to the FortiSwitch Feature Matrix for details about the features supported by each FortiSwitch model.

| FORTISWITCH                            |
|--|
| <b>High Availability</b>               |
| Multi-Chassis Link Aggregation (MCLAG) |
| <b>Quality of Service</b>              |
| IEEE 802.1p Based Priority Queuing     |
| IP TOS/DSCP Based Priority Queuing     |
| IEEE 1588 PTP (Transparent Clock)      |
| Explicit Congestion Notification       |
| Egress priority tagging                |
| Percentage Rate Control                |

| FORTISWITCH  |
|--|
| <b>Management</b>  |
| IPv4 and IPv6 Management   |
| Telnet / SSH   |
| HTTP / HTTPS   |
| SNMP v1/v2c/v3   |
| SNTP   |
| Standard CLI and Web GUI Interface   |
| Software download/upload: TFTP/FTP/GUI   |
| Managed from FortiGate   |
| Support for HTTP REST APIs for Configuration and Monitoring                      |
| Dual Firmware Support  |
| RMON Group 1   |
| Packet Capture   |
| SPAN, RSPAN, and ERSPAN  |
| Link Monitor   |
| POE Control Modes  |
| System Temperature and Alert   |
| Syslog UDP/TCP   |
| Provide warning if L2 table is getting full                                      |
| Display Average Bandwidth and Allow Sorting on Physical Port / Interface Traffic |
| System alias command   |
| SNMP v3 traps  |
| Automation Stitches  |



## Features

| ALL FORTISWITCH MODELS  |
|---|
| <b>RFC and MIB Support*</b>   |
| <b>BFD</b>  |
| RFC 5880: Bidirectional Forwarding Detection (BFD)  |
| RFC 5881: Bidirectional Forwarding Detection (BFD) for IPv4 and IPv6 (Single Hop)   |
| RFC 5882: Generic Application of Bidirectional Forwarding Detection (BFD)   |
| <b>BGP</b>  |
| RFC 1771: A Border Gateway Protocol 4 (BGP-4)   |
| RFC 1965: Autonomous System Confederations for BGP  |
| RFC 1997: BGP Communities Attribute   |
| RFC 2545: Use of BGP-4 Multiprotocol Extensions for IPv6 Inter-Domain Routing   |
| RFC 2796: BGP Route Reflection - An Alternative to Full Mesh IBGP   |
| RFC 2842: Capabilities Advertisement with BGP-4   |
| RFC 2858: Multiprotocol Extensions for BGP-4  |
| RFC 4271: BGP-4   |
| RFC 6286: Autonomous-System-Wide Unique BGP Identifier for BGP-4  |
| RFC 6608: Subcodes for BGP Finite State Machine Error   |
| RFC 6793: BGP Support for Four-Octet Autonomous System (AS) Number Space  |
| RFC 7606: Revised Error Handling for BGP UPDATE Messages  |
| RFC 7607: Codification of AS 0 Processing   |
| RFC 7705: Autonomous System Migration Mechanisms and Their Effects on the BGP AS_PATH Attribute   |
| RFC 8212: Default External BGP (EBGP) Route Propagation Behavior without Policies   |
| RFC 8654: Extended Message Support for BGP  |
| <b>DHCP</b>   |
| RFC 2131: Dynamic Host Configuration Protocol   |
| RFC 3046: DHCP Relay Agent Information Option   |
| RFC 7513: Source Address Validation Improvement (SAVI) Solution for DHCP  |
| <b>IP/IPv4</b>  |
| RFC 2697: A Single Rate Three Color Marker  |
| RFC 3168: The Addition of Explicit Congestion Notification (ECN) to IP  |
| RFC 5227: IPv4 Address Conflict Detection   |
| RFC 5517: Cisco Systems' Private VLANs: Scalable Security in a Multi-Client Environment   |
| RFC 7039: Source Address Validation Improvement (SAVI) Framework  |
| <b>IP Multicast</b>   |
| RFC 2362: Protocol Independent Multicast-Sparse Mode (PIM-SM): Protocol Specification   |
| RFC 2710: Multicast Listener Discovery (MLD) for IPv6 (MLDv1)   |
| RFC 4541: Considerations for Internet Group Management Protocol (IGMP) and Multicast Listener Discovery (MLD) Snooping Switches         |
| RFC 4605: Internet Group Management Protocol (IGMP)/Multicast Listener Discovery (MLD)-Based Multicast Forwarding ("IGMP/MLD Proxying") |
| RFC 4607: Source-Specific Multicast for IP  |

| ALL FORTISWITCH MODELS  |
|---|
| <b>RFC and MIB Support*</b>   |
| <b>IPv6</b>   |
| RFC 2464: Transmission of IPv6 Packets over Ethernet Networks: Transmission of IPv6 Packets over Ethernet Networks        |
| RFC 2474: Definition of the Differentiated Services Field (DS Field) in the and IPv6 Headers (DSCP)                       |
| RFC 2893: Transition Mechanisms for IPv6 Hosts and Routers  |
| RFC 4213: Basic Transition Mechanisms for IPv6 Hosts and Router   |
| RFC 4291: IP Version 6 Addressing Architecture  |
| RFC 4443: Internet Control Message Protocol (ICMPv6) for the Internet Protocol Version 6 (IPv6) Specification             |
| RFC 4861: Neighbor Discovery for IP version 6 (IPv6)  |
| RFC 4862: IPv6 Stateless Address Auto configuration   |
| RFC 5095: Deprecation of Type 0 Routing Headers in IPv6   |
| RFC 6724: Default Address Selection for Internet Protocol version 6 (IPv6)  |
| RFC 7113: IPv6 RA Guard   |
| RFC 8200: Internet Protocol, Version 6 (IPv6) Specification   |
| RFC 8201: Path MTU Discovery for IP version 6   |
| <b>IS-IS</b>  |
| RFC 1195: Use of OSI IS-IS for Routing in TCP/IP and Dual Environments  |
| RFC 5308: Routing IPv6 with IS-IS   |
| <b>MIB</b>  |
| RFC 1213: MIB II parts that apply to FortiSwitch 100 units  |
| RFC 1354: IP Forwarding Table MIB   |
| RFC 1493: Bridge MIB  |
| RFC 1573: SNMP MIB II   |
| RFC 1643: Ethernet-like Interface MIB   |
| RFC 1724: RIPv2-MIB   |
| RFC 1850: OSPF Version 2 Management Information Base  |
| RFC 2233: The Interfaces Group MIB using SMIv2  |
| RFC 2618: Radius-Auth-Client-MIB  |
| RFC 2620: Radius-Acc-Client-MIB   |
| RFC 2665: Definitions of Managed Objects for the Ethernet-like Interface Types  |
| RFC 2674: Definitions of Managed Objects for Bridges with Traffic Classes, Multicast Filtering and Virtual LAN extensions |
| RFC 2787: Definitions of Managed Objects for the Virtual Router Redundancy Protocol                                       |
| RFC 2819: Remote Network Monitoring Management Information Base   |
| RFC 2863: The Interfaces Group MIB  |
| RFC 2932: IPv4 Multicast Routing MIB  |
| RFC 2934: Protocol Independent Multicast MIB for IPv4   |
| RFC 3289: Management Information Base for the Differentiated Services Architecture  |
| RFC 3433: Entity Sensor Management Information Base   |
| RFC 3621: Power Ethernet MIB  |
| RFC 6933: Entity MIB (Version 4)  |

\* RFC and MIB supported by FortiSwitch Operating System. Check FortiSwitch Feature Matrix for model specific support.



## Features

| ALL FORTISWITCH MODELS  |
|---|
| <b>RFC and MIB Support*</b>   |
| <b>OSPF</b>   |
| RFC 1583: OSPF version 2  |
| RFC 1765: OSPF Database Overflow  |
| RFC 2328: OSPF version 2  |
| RFC 2370: The OSPF Opaque LSA Option  |
| RFC 2740: OSPF for IPv6   |
| RFC 3101: The OSPF Not-So-Stubby Area (NSSA) Option   |
| RFC 3137: OSPF Stub Router Advertisement  |
| RFC 3623: OSPF Graceful Restart   |
| RFC 5340: OSPF for IPv6 (OSPFv3)  |
| RFC 5709: OSPFv2 HMAC-SHA Cryptographic Authentication  |
| RFC 6549: OSPFv2 Multi-Instance Extensions  |
| RFC 6845: OSPF Hybrid Broadcast and Point-to-Multipoint Interface Type  |
| RFC 6860: Hiding Transit-Only Networks in OSPF  |
| RFC 7474: Security Extension for OSPFv2 When Using Manual Key Management  |
| RFC 7503: OSPF for IPv6   |
| RFC 8042: CCITT Draft Recommendation T.4  |
| RFC 8362: OSPFv3 Link State Advertisement (LSA) Extensibility   |
| <b>OTHER</b>  |
| RFC 2030: SNTP  |
| RFC 3176: InMon Corporation's sFlow: A Method for Monitoring Traffic in Switched and Routed Networks            |
| RFC 3768: VRRP  |
| RFC 3954: Cisco Systems NetFlow Services Export Version 9   |
| RFC 5101: Specification of the IP Flow Information Export (IPFIX) Protocol for the Exchange of Flow Information |
| RFC 5798: VRRPv3 (IPv4 and IPv6)  |

| ALL FORTISWITCH MODELS  |
|---|
| <b>RFC and MIB Support*</b>   |
| <b>RADIUS</b>   |
| RFC 2865: Admin Authentication Using RADIUS   |
| RFC 2866: RADIUS Accounting   |
| RFC 4675: RADIUS Attributes for Virtual LAN and Priority Support                                  |
| RFC 5176: Dynamic Authorization Extensions to Remote Authentication Dial In User Service (RADIUS) |
| <b>RIP</b>  |
| RFC 1058: Routing Information Protocol  |
| RFC 2080: RIPng for IPv6  |
| RFC 2082: RIP-2 MD5 Authentication  |
| RFC 2453: RIPv2   |
| RFC 4822: RIPv2 Cryptographic Authentication  |
| <b>SNMP</b>   |
| RFC 1157: SNMPv1/v2c  |
| RFC 2571: Architecture for Describing SNMP  |
| RFC 2572: SNMP Message Processing and Dispatching   |
| RFC 2573: SNMP Applications   |
| RFC 2576: Coexistence between SNMP versions   |

\* RFC and MIB supported by FortiSwitch Operating System. Check FortiSwitch Feature Matrix for model specific support.





## Specifications

|   | FORTISWITCH-424E-FIBER   | FORTISWITCH-M426E-FPOE  |
|---|--|---|
| <b>Hardware Specifications</b>            |  |   |
| Total Network Interfaces                  | 24x GE SFP and 4x 10GE SFP+ ports<br>Note: SFP+ ports are compatible with 1 GE SFP | 16x GE RJ45, 8x 2.5 GE RJ45 ports, 2x 5 GE RJ45, and 4x 10 GE SFP+ ports<br>Note: SFP+ ports are compatible with 1 GE SFP |
| Dedicated Management 10/100 Port          | 1  | 1   |
| RJ-45 Serial Console Port                 | 1  | 1   |
| Form Factor                               | 1 RU Rack Mount  | 1 RU Rack Mount   |
| Power over Ethernet (PoE) Ports           | N/A  | 24 [16x 802.3af/at, 8x 802.3af/at/UPOE (60W)]   |
| PoE Power Budget                          | N/A  | 420 W   |
| Mean Time Between Failures                | > 10 years   | > 10 years  |
| <b>System Specifications</b>              |  |   |
| Switching Capacity (Duplex)               | 128 Gbps   | 172 Gbps  |
| Packets Per Second (Duplex)               | 204 Mpps   | 255 Mpps  |
| MAC Address Storage                       | 32 K   | 16 K  |
| Network Latency                           | < 1µs  | < 1µs   |
| VLANs Supported                           | 4 K  | 4 K   |
| Link Aggregation Group Size               | 8  | 8   |
| Total Link Aggregation Groups             | Up to number of ports  | Up to number of ports   |
| Packet Buffers                            | 4 MB   | 2 MB  |
| Memory                                    | 1 GB DDR4  | 1 GB DDR4   |
| Flash                                     | 256 MB   | 256 MB  |
| ACL                                       | 1.5k   | 1k  |
| Spanning Tree Instances                   | 16   | 16  |
| Route Entries (IPv4)                      | 16k  | 1000  |
| Host Entries                              | 16k  | 5k  |
| <b>Dimensions</b>                         |  |   |
| Height x Depth x Width (inches)           | 1.75 x 7.87 x 17.3   | 1.73 x 16.14 x 17.3   |
| Height x Depth x Width (mm)               | 44 x 200 x 440   | 44 x 410 x 440  |
| Weight                                    | 5.62 lbs (2.55 kg)   | 13.00 lbs (5.9 kg)  |
| <b>Environment</b>                        |  |   |
| Power Required                            | 100–240V AC, 50/60 Hz  | 100–240V AC, 50/60 Hz   |
| Power Supply                              | AC built in  | AC built in   |
| Redundant Power                           | Redundant AC   | Redundant AC  |
| Power Consumption* (Average / Maximum)    | 36 W / 38 W  | 441 W / 442 W   |
| Heat Dissipation                          | 132.5 BTU/h  | 132.734 BTU/h   |
| Operating Temperature                     | 32°F to 122°F (0°C to 50°C)  | 32°F to 122°F (0°C to 50°C)   |
| Storage Temperature                       | -4°F to 158°F (-20°C to 70°C)  | -4°F to 158°F (-20°C to 70°C)   |
| Humidity                                  | 5% to 95% non-condensing   | 5% to 95% non-condensing  |
| Air-Flow Direction                        | side-to-back   | side-to-back  |
| Noise Level                               | 32.8 dBA   | 35 dBA  |
| <b>Certification and Compliance</b>       |  |   |
| FCC, CE, RCM, VCCI, BSMI, UL, CB, RoHS2   |  |   |
| <b>Warranty</b>                           |  |   |
| Fortinet Warranty                         |  |   |
| Limited lifetime** warranty on all models |  |   |

\* POE models power consumption is similar to non-POE model if POE is not in use

\*\* Fortinet Warranty Policy: <http://www.fortinet.com/doc/legal/EULA.pdf>



FortiSwitch 424E-Fiber



FortiSwitch M426E-FPOE

## Specifications

|   | FORTISWITCH 424E  | FORTISWITCH 424E-POE  | FORTISWITCH 424E-FPOE   |
|---|---|---|---|
| <b>Hardware Specifications</b>                |   |   |   |
| <b>Total Network Interfaces</b>               | 24x GE RJ45 and 4x10 GE SFP+ ports<br>Note: SFP+ ports are compatible with 1 GE SFP | 24x GE RJ45 and 4x10 GE SFP+ ports<br>Note: SFP+ ports are compatible with 1 GE SFP | 24x GE RJ45 and 4x10 GE SFP+ ports<br>Note: SFP+ ports are compatible with 1 GE SFP |
| <b>Dedicated Management 10/100 Port</b>       | 1   | 1   | 1   |
| <b>RJ-45 Serial Console Port</b>              | 1   | 1   | 1   |
| <b>Form Factor</b>                            | 1 RU Rack Mount   | 1 RU Rack Mount   | 1 RU Rack Mount   |
| <b>Power over Ethernet (PoE) Ports</b>        | —   | 24 (802.3af/at)   | 24 (802.3af/at)   |
| <b>PoE Power Budget</b>                       | N/A   | 250 W   | 421 W   |
| <b>Mean Time Between Failures</b>             | > 10 years  | > 10 years  | > 10 years  |
| <b>System Specifications</b>                  |   |   |   |
| <b>Switching Capacity (Duplex)</b>            | 128 Gbps  | 128 Gbps  | 128 Gbps  |
| <b>Packets Per Second (Duplex)</b>            | 204 Mpps  | 204 Mpps  | 204 Mpps  |
| <b>MAC Address Storage</b>                    | 16 K  | 16 K  | 16 K  |
| <b>Network Latency</b>                        | < 1µs   | < 1µs   | < 1µs   |
| <b>VLANS Supported</b>                        | 4 K   | 4 K   | 4 K   |
| <b>Link Aggregation Group Size</b>            | 8   | 8   | 8   |
| <b>Total Link Aggregation Groups</b>          | Up to number of ports   | Up to number of ports   | Up to number of ports   |
| <b>Packet Buffers</b>                         | 2 MB  | 2 MB  | 2 MB  |
| <b>Memory</b>                                 | 1 GB DDR4   | 1 GB DDR4   | 1 GB DDR4   |
| <b>Flash</b>                                  | 256 MB  | 256 MB  | 256 MB  |
| <b>ACL</b>                                    | 1k  | 1k  | 1k  |
| <b>Spanning Tree Instances</b>                | 16  | 16  | 16  |
| <b>Route Entries (IPv4)</b>                   | 1000  | 1000  | 1000  |
| <b>Host Entries</b>                           | 5k  | 5k  | 5k  |
| <b>Dimensions</b>                             |   |   |   |
| <b>Height x Depth x Width (inches)</b>        | 1.75 × 10.23 × 17.3   | 1.75 × 16.14 × 17.3   | 1.75 × 16.14 × 17.3   |
| <b>Height x Depth x Width (mm)</b>            | 44 × 260 × 440  | 44 × 410 × 440  | 44 × 410 × 440  |
| <b>Weight</b>                                 | 6.83 lbs (3.1 kg)   | 11.57 lbs (5.25 kg)   | 12.72 lbs (5.77 kg)   |
| <b>Environment</b>                            |   |   |   |
| <b>Power Required</b>                         | 100–240V AC, 50/60 Hz   | 100–240V AC, 50/60 Hz   | 100–240V AC, 50/60 Hz   |
| <b>Power Supply</b>                           | AC built in   | AC built in   | AC built in   |
| <b>Redundant Power</b>                        | Redundant AC  | Redundant AC  | Redundant AC  |
| <b>Power Consumption* (Average / Maximum)</b> | 22.3 W / 23.6 W   | 281.3 W / 283.5 W   | 431.2 W / 433.7 W   |
| <b>Heat Dissipation</b>                       | 76.04 BTU/h   | 102.64 BTU/h  | 117.2 BTU/h   |
| <b>Operating Temperature</b>                  | 32°F to 122°F (0°C to 50°C)   | 32°F to 122°F (0°C to 50°C)   | 32°F to 122°F (0°C to 50°C)   |
| <b>Storage Temperature</b>                    | -40°F to 158°F (-40°C to 70°C)  | -4°F to 158°F (-40°C to 70°C)   | -40°F to 158°F (-40°C to 70°C)  |
| <b>Humidity</b>                               | 5% to 95% non-condensing  | 5% to 95% non-condensing  | 5% to 95% non-condensing  |
| <b>Air-Flow Direction</b>                     | side-to-back  | side-to-back  | side-to-back  |
| <b>Noise Level</b>                            | 32.3 dBA  | 31.8 dBA  | 30.9 dBA  |
| <b>Certification and Compliance</b>           |   |   |   |
|   | FCC, CE, RCM, VCCI, BSMI, UL, CB, RoHS2   |   |   |
| <b>Warranty</b>                               |   |   |   |
| <b>Fortinet Warranty</b>                      | Limited lifetime** warranty on all models   |   |   |

\* POE models power consumption is similar to non-POE model if POE is not in use

\*\* Fortinet Warranty Policy: <http://www.fortinet.com/doc/legal/EULA.pdf>



FortiSwitch 424E



FortiSwitch 424E-POE



FortiSwitch 424E-FPOE



## Specifications

|   | FORTISWITCH 448E  | FORTISWITCH 448E-POE  | FORTISWITCH 448E-FPOE   |
|---|---|---|---|
| <b>Hardware Specifications</b>                |   |   |   |
| <b>Total Network Interfaces</b>               | 48x GE RJ45 and 4x 10GE SFP+ ports<br>Note: SFP+ ports are compatible with 1 GE SFP | 48x GE RJ45 and 4x 10GE SFP+ ports<br>Note: SFP+ ports are compatible with 1 GE SFP | 48x GE RJ45 and 4x 10GE SFP+ ports<br>Note: SFP+ ports are compatible with 1 GE SFP |
| <b>Dedicated Management 10/100 Port</b>       | 1   | 1   | 1   |
| <b>RJ-45 Serial Console Port</b>              | 1   | 1   | 1   |
| <b>Form Factor</b>                            | 1 RU Rack Mount   | 1 RU Rack Mount   | 1 RU Rack Mount   |
| <b>Power over Ethernet (PoE) Ports</b>        | —   | 48 (802.3af/at)   | 48 (802.3af/at)   |
| <b>PoE Power Budget</b>                       | —   | 421 W   | 772 W   |
| <b>Mean Time Between Failures</b>             | > 10 years  | > 10 years  | > 10 years  |
| <b>System Specifications</b>                  |   |   |   |
| <b>Switching Capacity (Duplex)</b>            | 176 Gbps  | 176 Gbps  | 176 Gbps  |
| <b>Packets Per Second (Duplex)</b>            | 262 Mpps  | 262 Mpps  | 262 Mpps  |
| <b>MAC Address Storage</b>                    | 32 K  | 32 K  | 32 K  |
| <b>Network Latency</b>                        | <1µs  | <1µs  | <1µs  |
| <b>VLANS Supported</b>                        | 4 K   | 4 K   | 4 K   |
| <b>Link Aggregation Group Size</b>            | 8   | 8   | 8   |
| <b>Total Link Aggregation Groups</b>          | Up to number of ports   | Up to number of ports   | Up to number of ports   |
| <b>Packet Buffers</b>                         | 4 MB  | 4 MB  | 4 MB  |
| <b>Memory</b>                                 | 1GB DDR4  | 1GB DDR4  | 1GB DDR4  |
| <b>Flash</b>                                  | 256 MB  | 256 MB  | 256 MB  |
| <b>ACL</b>                                    | 1.5k  | 1.5k  | 1.5k  |
| <b>Spanning Tree Instances</b>                | 16  | 16  | 16  |
| <b>Route Entries (IPv4)</b>                   | 16k   | 16k   | 16k   |
| <b>Host Entries</b>                           | 16k   | 16k   | 16k   |
| <b>Dimensions</b>                             |   |   |   |
| <b>Height x Depth x Width (inches)</b>        | 1.75 × 12.2 × 17.3  | 1.73 × 16.1 × 17.3  | 1.73 × 16.1 × 17.3  |
| <b>Height x Depth x Width (mm)</b>            | 44 × 310 × 440  | 44 × 410 × 440  | 44 × 410 × 440  |
| <b>Weight</b>                                 | 9.17 lbs (4.16 kg)  | 13.8 lbs (6.26 kg)  | 14.04 lbs (6.37 kg)   |
| <b>Environment</b>                            |   |   |   |
| <b>Power Required</b>                         | 100–240V AC, 50/60 Hz   | 100–240V AC, 50/60 Hz   | 100–240V AC, 50/60 Hz   |
| <b>Power Supply</b>                           | AC built in   | AC built in   | AC built in   |
| <b>Redundant Power</b>                        | Redundant AC  | Redundant AC  | Redundant AC  |
| <b>Power Consumption* (Average / Maximum)</b> | 46.5 W / 47.81 W  | 440.12 W / 442.234 W  | 921.4 W / 923.6 W   |
| <b>Heat Dissipation</b>                       | 163.032 BTU/h   | 163.066 BTU/h   | 163.1 BTU/h   |
| <b>Operating Temperature</b>                  | 32°F to 122°F (0°C to 50°C)   | 32°F to 122°F (0°C to 50°C)   | 32°F to 122°F (0°C to 50°C)   |
| <b>Storage Temperature</b>                    | -4°F to 158°F (-20°C to 70°C)   | -4°F to 158°F (-20°C to 70°C)   | -4°F to 158°F (-20°C to 70°C)   |
| <b>Humidity</b>                               | 10% to 90% non condensing   | 10% to 90% non condensing   | 10% to 90% non condensing   |
| <b>Air-Flow Direction</b>                     | side-to-back  | side-to-back  | side-to-back  |
| <b>Noise Level</b>                            | 35.5 dBA  | 38.3 dBA  | 50.7 dBA  |
| <b>Certification and Compliance</b>           |   |   |   |
|   | FCC, CE, RCM, VCCI, BSMI, UL, CB, RoHS2   |   |   |
| <b>Warranty</b>                               |   |   |   |
| <b>Fortinet Warranty</b>                      | Limited lifetime** warranty on all models   |   |   |

\* POE models power consumption is similar to non-POE model if POE is not in use

\*\* Fortinet Warranty Policy: <http://www.fortinet.com/doc/legal/EULA.pdf>



FortiSwitch 448E



FortiSwitch 448E-POE



FortiSwitch 448E-FPOE



## Specifications

|   | FORTISWITCH 524D  | FORTISWITCH 524D-FPOE   |
|---|---|---|
| <b>Hardware Specifications</b>          |   |   |
| Total Network Interfaces                | 24 GE/RJ45 ports, 4× 10 GE SFP+ ports and 2× 40 GE QSFP+<br>Note: SFP+ ports are compatible with 1G SFP | 24 GE/RJ45 ports, 4× 10 GE SFP+ ports and 2× 40 GE QSFP+<br>Note: SFP+ ports are compatible with 1G SFP |
| Dedicated Management 10/100/1000 Ports  | 1   | 1   |
| RJ-45 Serial Console Port               | 1   | 1   |
| Form Factor                             | 1 RU Rack Mount   | 1 RU Rack Mount   |
| Power over Ethernet (PoE) Ports         | N/A   | 24 (802.3af/at)   |
| PoE Power Budget (single/dual PSU)      | N/A   | 400 W / 720 W   |
| Mean Time Between Failures              | > 10 years  | > 10 years  |
| <b>System Specifications</b>            |   |   |
| Switching Capacity (Duplex)             | 288 Gbps  | 288 Gbps  |
| Packets Per Second (Duplex)             | 428 Mpps  | 428 Mpps  |
| MAC Address Storage                     | 36 K  | 36 K  |
| Network Latency                         | < 2µs   | < 2µs   |
| VLANs Supported                         | 4 K   | 4 K   |
| Link Aggregation Group Size             | 24  | 24  |
| Total Link Aggregation Groups           | Up to number of ports   | Up to number of ports   |
| Packet Buffers                          | 4 MB  | 4 MB  |
| Memory                                  | 2 GB DDR3   | 2 GB DDR3   |
| Flash                                   | 128 MB  | 128 MB  |
| ACL                                     | 1k  | 1k  |
| Spanning Tree Instances                 | 32  | 32  |
| Route Entries (IPv4)                    | 16k   | 16k   |
| Multicast Route Entries                 | 8k  | 8k  |
| Host Entries                            | 16k   | 16k   |
| <b>Dimensions</b>                       |   |   |
| Height x Depth x Width (inches)         | 1.75 × 13.8 × 17.3  | 1.75 × 13.8 × 17.3  |
| Height x Depth x Width (mm)             | 44 × 350 × 439  | 44 × 350 × 439  |
| Weight                                  | 13.6 lbs (6.2 kg)   | 15.74 lbs (7.14 kg)   |
| <b>Environment</b>                      |   |   |
| Power Required                          | 100–240V AC, 50/60 Hz   | 100–240V AC, 50/60 Hz   |
| Power Supply                            | 150 W AC PSU*   | 600 W AC PSU*   |
| Redundant Power                         | Optional FS-PSU-150*  | Optional FS-PSU-600*  |
| Power Consumption** (Average / Maximum) | 73 W / 75 W   | 570 W / 579 W (full PoE load for single power supply)   |
| Heat Dissipation                        | 247 BTU/h   | 296 BTU/h (full PoE load for single power supply)   |
| Operating Temperature                   | 32°F to 113°F (0°C to 45°C)   | 32°F to 113°F (0°C to 45°C)   |
| Storage Temperature                     | -40°F to 158°F (-40°C to 70°C)  | -40°F to 158°F (-40°C to 70°C)  |
| Humidity                                | 5% to 95% non-condensing  | 5% to 95% non-condensing  |
| Air-Flow Direction                      | front-to-back   | front-to-back   |
| Noise Level                             | 57.3 dBA  | 57.3 dBA  |
| <b>Certification and Compliance</b>     |   |   |
|   | FCC, CE, RCM, VCCI, BSMI, UL, CB, RoHS2   | FCC, CE, RCM, VCCI, BSMI, UL, CB, RoHS2   |
| <b>Warranty</b>                         |   |   |
| Fortinet Warranty                       | Limited lifetime*** warranty on all models  | Limited lifetime*** warranty on all models  |

\*FS-524D, FS-524D-FPOE, FS-548D, FS-548D-FPOE Power Supply Units are Hot-Swappable.

\*\* POE models power consumption is similar to non-POE model if POE is not in use

\*\*\* Fortinet Warranty Policy: <http://www.fortinet.com/doc/legal/EULA.pdf>



FortiSwitch 524D



FortiSwitch 524D-FPOE



## Specifications

|   | FORTISWITCH 548D   | FORTISWITCH 548D-FPOE  |
|---|--|--|
| <b>Hardware Specifications</b>          |  |  |
| Total Network Interfaces                | 48x GE/RJ45 ports, 4x 10 GE SFP+ ports and 2x 40 GE QSFP+<br>Note: SFP+ ports are compatible with 1G SFP | 48x GE/RJ45 ports, 4x 10 GE SFP+ ports and 2x 40 GE QSFP+<br>Note: SFP+ ports are compatible with 1G SFP |
| Dedicated Management 10/100/1000 Ports  | 1  | 1  |
| RJ-45 Serial Console Port               | 1  | 1  |
| Form Factor                             | 1 RU Rack Mount  | 1 RU Rack Mount  |
| Power over Ethernet (PoE) Ports         | N/A  | 48 (802.3af/at)  |
| PoE Power Budget (single/dual PSU)      | N/A  | 750 W / 1440 W   |
| Mean Time Between Failures              | > 10 years   | > 10 years   |
| <b>System Specifications</b>            |  |  |
| Switching Capacity (Duplex)             | 336 Gbps   | 336 Gbps   |
| Packets Per Second (Duplex)             | 512 Mpps   | 512 Mpps   |
| MAC Address Storage                     | 36 K   | 36 K   |
| Network Latency                         | < 2µs  | < 2µs  |
| VLANs Supported                         | 4 K  | 4 K  |
| Link Aggregation Group Size             | 48   | 48   |
| Total Link Aggregation Groups           | Up to number of ports  | Up to number of ports  |
| Packet Buffers                          | 4 MB   | 4 MB   |
| Memory                                  | 2 GB DDR3  | 2 GB DDR3  |
| Flash                                   | 128 MB   | 128 MB   |
| ACL                                     | 1k   | 1k   |
| Spanning Tree Instances                 | 32   | 32   |
| Route Entries (IPv4)                    | 16k  | 16k  |
| Multicast Route Entries                 | 8k   | 8k   |
| Host Entries                            | 16k  | 16k  |
| <b>Dimensions</b>                       |  |  |
| Height x Depth x Width (inches)         | 1.75 x 13.8 x 17.3   | 1.75 x 13.8 x 17.3   |
| Height x Depth x Width (mm)             | 44 x 350 x 439   | 44 x 350 x 439   |
| Weight                                  | 14.1 lbs (6.4 kg)  | 15.74 lbs (7.14 kg)  |
| <b>Environment</b>                      |  |  |
| Power Required                          | 100–240V AC, 50/60 Hz  | 100–240V AC, 50/60 Hz  |
| Power Supply                            | 150 W AC PSU*  | 920 W AC PSU*  |
| Redundant Power                         | Optional FS-PSU-150*   | Optional FS-PSU-920*   |
| Power Consumption** (Average / Maximum) | 74 W / 77 W  | 925 W / 961 W (full PoE load for single power supply)  |
| Heat Dissipation                        | 252 BTU/h  | 318 BTU/h (full PoE load for single power supply)  |
| Operating Temperature                   | 32°F to 113°F (0°C to 45°C)  | 32°F to 113°F (0°C to 45°C)  |
| Storage Temperature                     | -40°F to 158°F (-40°C to 70°C)   | -40°F to 158°F (-40°C to 70°C)   |
| Humidity                                | 5% to 95% non-condensing   | 5% to 95% non-condensing   |
| Air-Flow Direction                      | front-to-back  | front-to-back  |
| Noise Level                             | 57.3 dBA   | 57.3 dBA   |
| <b>Certification and Compliance</b>     |  |  |
|   | FCC, CE, RCM, VCCI, BSMI, UL, CB, RoHS2  | FCC, CE, RCM, VCCI, BSMI, UL, CB, RoHS2  |
| <b>Warranty</b>                         |  |  |
| Fortinet Warranty                       | Limited lifetime*** warranty on all models   | Limited lifetime*** warranty on all models   |

\*FS-524D, FS-524D-FPOE, FS-548D, FS-548D-FPOE Power Supply Units are Hot-Swappable.

\*\* POE models power consumption is similar to non-POE model if POE is not in use

\*\*\* Fortinet Warranty Policy: <http://www.fortinet.com/doc/legal/EULA.pdf>



FortiSwitch 548D



FortiSwitch 548D-FPOE



## Specifications

|  | FORTISWITCH 624F  | FORTISWITCH 624F-FPOE   |
|--|---|---|
| <b>Hardware Specifications</b>         |   |   |
| Total Network Interfaces               | 24× 1GE/2.5GE/5GE RJ45 ports and<br>4× 10GE/25GE SFP+/SFP28 ports | 24× 1GE/2.5GE/5GE RJ45 ports and<br>4× 10GE/25GE SFP+/SFP28 ports |
| Dedicated Management 10/100/1000 Ports | 1   | 1   |
| RJ-45 Serial Console Port              | 1   | 1   |
| Form Factor                            | 1 RU Rack Mount   | 1 RU Rack Mount   |
| Power over Ethernet (PoE) Ports        | —   | 24 (802.3 af/at/bt type 4)  |
| PoE Power Budget                       | —   | 1440 W  |
| Mean Time Between Failures             | > 10 years  | > 10 years  |
| <b>System Specifications</b>           |   |   |
| Switching Capacity (Duplex)            | 440 Gbps  | 440 Gbps  |
| Packets Per Second (Duplex)            | 654 Mpps  | 654 Mpps  |
| MAC Address Storage                    | 64 k  | 64 k  |
| Network Latency                        | <1μs  | <1μs  |
| VLANs Supported                        | 4 k   | 4 k   |
| Link Aggregation Group Size            | 28  | 28  |
| Total Link Aggregation Groups          | Up to number of ports   | Up to number of ports   |
| Packet Buffers                         | 8 MB  | 8 MB  |
| Memory                                 | 4GB DDR4  | 4GB DDR4  |
| Flash                                  | 32 MB   | 32 MB   |
| Drive                                  | 32G SSD   | 32G SSD   |
| ACL                                    | 36k   | 36k   |
| Spanning Tree Instances                | 32  | 32  |
| Route Entries (IPv4)                   | 16 k  | 16 k  |
| Host Entries (IPv4)                    | 192 k   | 192 k   |
| Multicast route entries                | 12 k  | 12 k  |
| <b>Dimensions</b>                      |   |   |
| Height x Depth x Width (inches)        | 1.75 × 17.4 × 17.3  | 1.75 × 17.4 × 17.3  |
| Height x Depth x Width (mm)            | 44 × 442 × 440  | 44 × 442 × 440  |
| Weight (kg)                            | 6.925   | 7.407   |
| <b>Environment</b>                     |   |   |
| Power Required                         | 100–240V AC, 50/60 Hz   | 100–240V AC, 50/60 Hz   |
| Power Consumption (Maximum)            | 240W  | 1680W   |
| Power Supply                           | 2× 350W   | 2× 1200W  |
| Redundant Power                        | Dual hot swappable AC   | Dual hot swappable AC   |
| Heat Dissipation                       | 423 BTU/h   | 969 BTU/h   |
| Operating Temperature                  | 32°F to 113°F (0°C to 45°C)                                       | 32°F to 113°F (0°C to 45°C)                                       |
| Storage Temperature                    | -40°F to 158°F (-40°C to 70°C)                                    | -40°F to 158°F (-40°C to 70°C)                                    |
| Humidity                               | 5% to 95% RH non-condensing                                       | 5% to 95% RH non-condensing                                       |
| Air-Flow Direction                     | front-to-back   | front-to-back   |
| Noise Level                            | 54.88 dBA   | 54.88 dBA   |
| <b>Certification and Compliance</b>    |   |   |
|  | FCC, CE, RCM, VCCI, BSMI, UL, CB, RoHS2                           | FCC, CE, RCM, VCCI, BSMI, UL, CB, RoHS2                           |
| <b>Warranty</b>                        |   |   |
| Fortinet Warranty                      | Limited lifetime** warranty on all models                         |   |

\*\* Fortinet Warranty Policy <http://www.fortinet.com/doc/legal/EULA.pdf>



## Specifications

|  | FORTISWITCH 648F   | FORTISWITCH 648F-FPOE  |
|--|--|--|
| <b>Hardware Specifications</b>         |  |  |
| Total Network Interfaces               | 32× 1GE/2.5GE, 16× 1GE/2.5GE/5GE RJ45 ports and<br>8× 10GE/25GE SFP+/SFP28 ports | 32× 1GE/2.5GE, 16× 1GE/2.5GE/5GE RJ45 ports and<br>8× 10GE/25GE SFP+/SFP28 ports |
| Dedicated Management 10/100/1000 Ports | 1  | 1  |
| RJ-45 Serial Console Port              | 1  | 1  |
| Form Factor                            | 1 RU Rack Mount  | 1 RU Rack Mount  |
| Power over Ethernet (PoE) Ports        | —  | 48 (802.3 af/at/bt type 4)   |
| PoE Power Budget                       | —  | 1800 W   |
| Mean Time Between Failures             | > 10 years   | > 10 years   |
| <b>System Specifications</b>           |  |  |
| Switching Capacity (Duplex)            | 720 Gbps   | 720 Gbps   |
| Packets Per Second (Duplex)            | 1071 Mpps  | 1071 Mpps  |
| MAC Address Storage                    | 64 k   | 64 k   |
| Network Latency                        | <1µs   | <1µs   |
| VLANs Supported                        | 4 k  | 4 k  |
| Link Aggregation Group Size            | 56   | 56   |
| Total Link Aggregation Groups          | Up to number of ports  | Up to number of ports  |
| Packet Buffers                         | 8 MB   | 8 MB   |
| Memory                                 | 4GB DDR4   | 4GB DDR4   |
| Flash                                  | 32 MB  | 32 MB  |
| Drive                                  | 32G SSD  | 32G SSD  |
| ACL                                    | 36k  | 36k  |
| Spanning Tree Instances                | 32   | 32   |
| Route Entries (IPv4)                   | 16 k   | 16 k   |
| Host Entries (IPv4)                    | 192 k  | 192 k  |
| Multicast route entries                | 12 k   | 12 k   |
| <b>Dimensions</b>                      |  |  |
| Height x Depth x Width (inches)        | 1.75 × 17.4 × 17.3   | 1.75 × 17.4 × 17.3   |
| Height x Depth x Width (mm)            | 44 × 442 × 440   | 44 × 442 × 440   |
| Weight (kg)                            | 7.149  | 7.834  |
| <b>Environment</b>                     |  |  |
| Power Required                         | 100–240V AC, 50/60 Hz  | 100–240V AC, 50/60 Hz  |
| Power Consumption (Maximum)            | 300W   | 2100W  |
| Power Supply                           | 2× 350W  | 2× 1200W   |
| Redundant Power                        | Dual hot swappable AC  | Dual hot swappable AC  |
| Heat Dissipation                       | 590 BTU/h  | 1272 BTU/h   |
| Operating Temperature                  | 32°F to 113°F (0°C to 45°C)  | 32°F to 113°F (0°C to 45°C)  |
| Storage Temperature                    | -40°F to 158°F (-40°C to 70°C)   | -40°F to 158°F (-40°C to 70°C)   |
| Humidity                               | 5% to 95% RH non-condensing  | 5% to 95% RH non-condensing  |
| Air-Flow Direction                     | front-to-back  | front-to-back  |
| Noise Level                            | 57.97 dBA  | 57.97 dBA  |
| <b>Certification and Compliance</b>    |  |  |
|  | FCC, CE, RCM, VCCI, BSMI, UL, CB, RoHS2  | FCC, CE, RCM, VCCI, BSMI, UL, CB, RoHS2  |
| <b>Warranty</b>                        |  |  |
| Fortinet Warranty                      | Limited lifetime** warranty on all models  |  |

\*\* Fortinet Warranty Policy <http://www.fortinet.com/doc/legal/EULA.pdf>



## Ordering Information

| Product                   | SKU           | Description   |
|---------------------------|---------------|---|
| <b>FortiSwitch Models</b> |               |   |
| FortiSwitch 424E-Fiber    | FS-424E-Fiber | Layer 2/3 FortiGate switch controller compatible switch with 24x GE SFP and 4x 10 GE SFP+ Uplinks   |
| FortiSwitch M426E-FPOE    | FS-M426E-FPOE | Layer 2/3 FortiGate switch controller compatible switch with 16x GE RJ45 PoE 802.3af/at, 8x 2.5 RJ45 PoE 802.3af/at/UPOE (60W), 2x 5 GE RJ45 and 4x 10 GE SFP+, with maximum 420 W PoE limit. |
| FortiSwitch 424E          | FS-424E       | Layer 2/3 FortiGate switch controller compatible switch with 24 GE RJ45, 4x 10 GE SFP + ports.  |
| FortiSwitch 424E-POE      | FS-424E-POE   | Layer 2/3 FortiGate switch controller compatible switch with 24 GE RJ45, 4x 10 GE SFP + ports, 24 port PoE+ with maximum 283.5 W limit.   |
| FortiSwitch 424E-FPOE     | FS-424E-FPOE  | Layer 2/3 FortiGate switch controller compatible switch with 24 GE RJ45, 4x 10 GE SFP + ports, 24 port PoE+ with maximum 433.7 W limit.   |
| FortiSwitch 448E          | FS-448E       | Layer 2/3 FortiGate switch controller compatible switch with 48 GE RJ45, 4x 10 GE SFP + ports.  |
| FortiSwitch 448E-POE      | FS-448E-POE   | Layer 2/3 FortiGate switch controller compatible switch with 48 GE RJ45, 4x 10 GE SFP + ports, 48 port PoE+ with maximum 421 W limit.   |
| FortiSwitch 448E-FPOE     | FS-448E-FPOE  | Layer 2/3 FortiGate switch controller compatible switch with 48 GE RJ45, 4x 10 GE SFP + ports, 48 port PoE+ with maximum 772 W limit.   |
| FortiSwitch 524D          | FS-524D       | Layer 2/3 FortiGate switch controller compatible switch with 24 GE RJ45, 4x 10 GE SFP+ and 2x 40 GE QSFP+ ports.  |
| FortiSwitch 524D-FPOE     | FS-524D-FPOE  | Layer 2/3 FortiGate switch controller compatible PoE+ switch with 24 GE RJ45, 4x 10 GE SFP+, 2x 40 GE QSFP+ ports, 24 port PoE with maximum 400 W limit.                                      |
| FortiSwitch 548D          | FS-548D       | Layer 2/3 FortiGate switch controller compatible switch with 48 GE RJ45, 4x 10 GE SFP+ and 2x 40 GE QSFP+ ports.  |
| FortiSwitch 548D-FPOE     | FS-548D-FPOE  | Layer 2/3 FortiGate switch controller compatible PoE+ switch with 48 GE RJ45, 4x 10 GE SFP+ and 2x 40 GE QSFP+ ports, 48 port PoE with maximum 750 W limit.                                   |
| FortiSwitch 624F          | FS-624F       | Layer 2/3 FortiGate switch controller compatible switch with 24x 5G RJ45 ports, 4x 25G SFP28 and MACSec   |
| FortiSwitch 624F-FPOE     | FS-624F-FPOE  | Layer 2/3 FortiGate switch controller compatible PoE 802.3bt switch with 24x 5G RJ45 ports, 4x 25G SFP28 and MACSec. Max 1400W POE output limit   |
| FortiSwitch 648F          | FS-648F       | Layer 2/3 FortiGate switch controller compatible switch with 32x 2.5G RJ45 + 16x 5G RJ45 ports, 8x 25G SFP28 and MACSec   |
| FortiSwitch 648F-FPOE     | FS-648F-FPOE  | Layer 2/3 FortiGate switch controller compatible PoE 802.3bt switch with 32x 2.5G RJ45 + 16x 5G RJ45 ports, 8x 25G SFP28 and MACSec. Max 1800W POE output limit                               |





## Ordering Information

| Product   | SKU                    | Description   |
|---|------------------------|---|
| <b>Licenses</b>                                 |                        |   |
| <b>FortiLAN Cloud Management License*</b>       | FC-10-FSW10-628-02-DD  | FortiSwitch 200-400 Series (incl all FSW Rugged Models) FortiLAN Cloud Management SKU Including Forticare 24x7. (Note, FortiCare only applicable when used with FortiLAN Cloud) |
|   | FC-10-FSW20-628-02-DD  | FortiSwitch 500-900 Series FortiLAN Cloud Management SKU Including Forticare 24x7. (Note, FortiCare only applicable when used with FortiLAN Cloud)                              |
| <b>FortiSwitch Manager Subscription License</b> | FC1-10-SWMVM-258-01-DD | Subscription license for 10 FortiSwitch Units managed by FortiSwitchManager VM. 24x7 FortiCare support (for FSWM VM) included.  |
|   | FC2-10-SWMVM-258-01-DD | Subscription license for 100 FortiSwitch Units managed by FortiSwitchManager VM. 24x7 FortiCare support (for FSWM VM) included.   |
|   | FC3-10-SWMVM-258-01-DD | Subscription license for 1000 FortiSwitch Units managed by FortiSwitchManager VM. 24x7 FortiCare support (for FSWM VM) included.  |
| <b>FortiSwitch Advanced Features License</b>    | FS-SW-LIC-400          | SW License for FS-400 Series Switches to activate Advanced Features.  |
|   | FS-SW-LIC-500          | SW License for FS-500 Series Switches to activate Advanced Features.  |
|   | FS-SW-LIC-600          | SW License for FS-600 Series Switches to activate Advanced Features.  |
| <b>Accessories</b>                              |                        |   |
| <b>Redundant AC Power Supply</b>                | FS-PSU-150             | AC power supply for FS-548D and FS-524D.  |
|   | FS-PSU-600             | AC power supply for FS-524D-FPOE.**   |
|   | FS-PSU-920             | AC power supply for FS-548D-FPOE.**   |

\* When managing a FortiSwitch with a FortiGate via FortiGate Cloud, no additional license is necessary.

\*\* Provides additional PoE capacity.

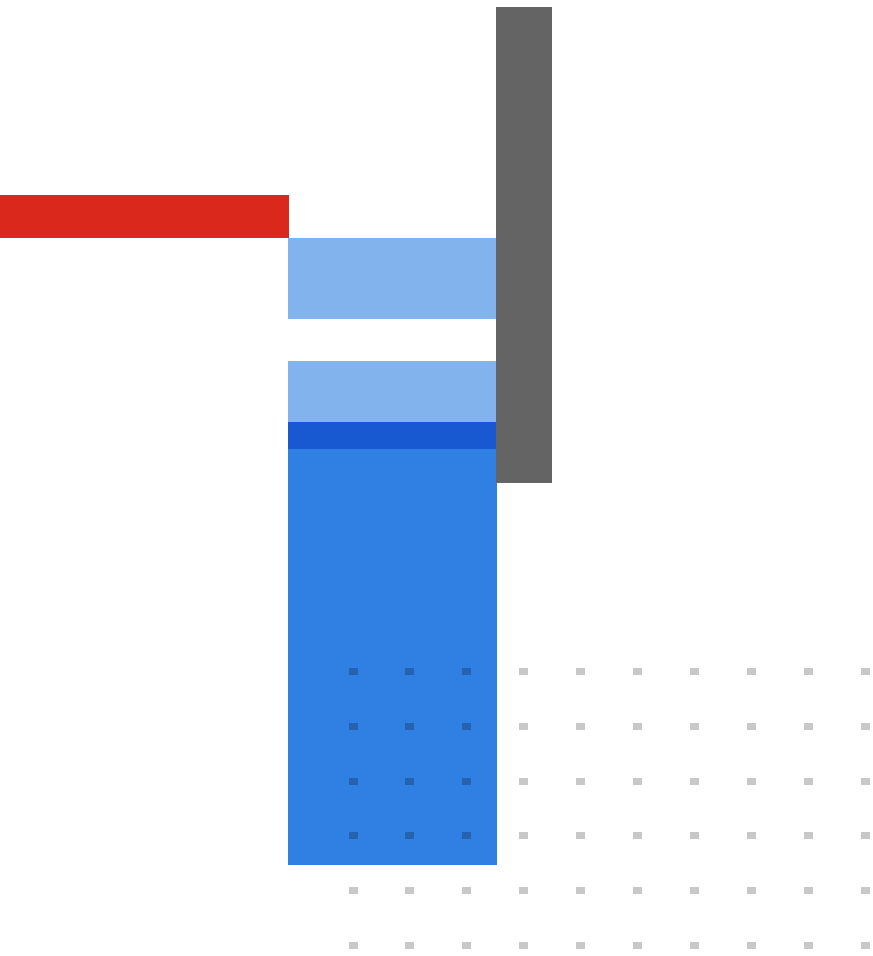
For details of Transceiver modules, see the [Fortinet Transceivers datasheet](#).

Note that all PoE FortiSwitches are Alternative-A.

### Fortinet CSR Policy

Fortinet is committed to driving progress and sustainability for all through cybersecurity, with respect for human rights and ethical business practices, making possible a digital world you can always trust. You represent and warrant to Fortinet that you will not use Fortinet's products and services to engage in, or support in any way, violations or abuses of human rights, including those involving illegal censorship, surveillance, detention, or excessive use of force. Users of Fortinet products are required to comply with the [Fortinet EULA](#) and report any suspected violations of the EULA via the procedures outlined in the [Fortinet Whistleblower Policy](#).





**FORTINET**

[www.fortinet.com](http://www.fortinet.com)

Copyright © 2024 Fortinet, Inc. All rights reserved. Fortinet®, FortiGate®, FortiCare® and FortiGuard®, and certain other marks are registered trademarks of Fortinet, Inc., and other Fortinet names herein may also be registered and/or common law trademarks of Fortinet. All other product or company names may be trademarks of their respective owners. Performance and other metrics contained herein were attained in internal lab tests under ideal conditions, and actual performance and other results may vary. Network variables, different network environments and other conditions may affect performance results. Nothing herein represents any binding commitment by Fortinet, and Fortinet disclaims all warranties, whether express or implied, except to the extent Fortinet enters a binding written contract, signed by Fortinet's Chief Legal Officer, with a purchaser that expressly warrants that the identified product will perform according to certain expressly-identified performance metrics and, in such event, only the specific performance metrics expressly identified in such binding written contract shall be binding on Fortinet. For absolute clarity, any such warranty will be limited to performance in the same ideal conditions as in Fortinet's internal lab tests. Fortinet disclaims in full any covenants, representations, and guarantees pursuant hereto, whether express or implied. Fortinet reserves the right to change, modify, transfer, or otherwise revise this publication without notice, and the most current version of the publication shall be applicable.

April 10, 2024

FS-CAM-DAT-R04-20240410